

WOMEN & CHILDREN SERVICES ENTRANCE

BUILDING C

PARKING LOTS A, B
 Outpatient Pharmacy
 Admitting
 Labor & Delivery
 Newborn Hearing
 NICU
 Pediatric Services
 Women's Surgical
 American Cancer Society






CHILDREN'S HEALTH SERVICES ENTRANCE

PARKING LOTS A, B, C

EAST ENTRANCE

BUILDING D

PARKING LOT D
 Administration
 Conference 1, 2, 3
 Community Relations
 Employee Health
 Human Resources
 Medical Library
 Outpatient Services
 Patient Advocacy
 Spiritual Care
 Volunteers

-  ELEVATOR
-  RESTROOMS
-  INFORMATION
-  COURTESY PHONE
-  FOOD SERVICE

2400 S. Avenue A
 Yuma, Arizona 85364
 TELEPHONE: 928-344-2000



YUMA REGIONAL MEDICAL CENTER

Caring for the growing needs of our communities

2ND FLOOR PEDIATRICS

3RD FLOOR PATIENT BUILDING B - 3 WEST OBSERVATION

4TH FLOOR PATIENT BUILDING A

2ND FLOOR PATIENT BUILDING B - 2 WEST

2ND FLOOR PATIENT BUILDING A

GROUND FLOOR CAFETERIA

HEART CENTER ENTRANCE

MAIN ENTRANCE

MAIN ENTRANCE BUILDING B

PARKING LOTS E, F, G
 Admitting/Registration
 Cashier
 Diagnostic Imaging
 Financial Counselors
 Lab
 Gift Shop / Snacks
 Medical Records
 Patient Visitation
 Pre-Admission Testing (PAT) - Lab Draw
 Surgery - Pre-Op & Phase II Recovery

TO YUMA REGIONAL MEDICAL PLAZA
PARKING LOTS J, K
 Physician Offices
 YRMC Outpatient Diagnostic Imaging Department
 YRMC Outpatient Surgery Department
 YRMC Wound Care Center
 Yuma Regional Plaza Laboratory

(NEAR FLAGPOLE)
BUILDING A PARKING LOT G

