

WOMEN & CHILDREN SERVICES ENTRANCE

BUILDING C

PARKING LOTS A, B
 Outpatient Pharmacy
 Admitting
 Labor & Delivery
 Newborn Hearing
 NICU
 Pediatric Services
 Pediatrics
 Women's Surgical
 Women's Surgical NICU






CHILDREN'S HEALTH SERVICES ENTRANCE

PARKING LOTS A, B, C

EAST ENTRANCE

BUILDING D

PARKING LOT D
 Administration
 Conference 1, 2, 3
 Employee Health
 Human Resources
 Medical Library
 Outpatient Services
 Patient Advocacy
 Spiritual Care
 Volunteers

-  ELEVATOR
-  RESTROOMS
-  INFORMATION
-  COURTESY PHONE
-  FOOD SERVICE

2400 S. Avenue A
 Yuma, Arizona 85364
 TELEPHONE: 928-344-2000

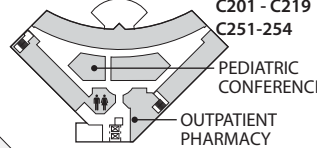


YUMA REGIONAL MEDICAL CENTER

Caring for the growing needs of our communities

2ND FLOOR PEDIATRICS/WOMEN'S

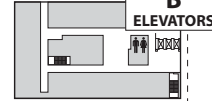
C201 - C219
 C251-254



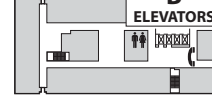
3RD FLOOR

PATIENT BUILDING B - 3 WEST

B367-B393



B267-B293



2ND FLOOR

PATIENT BUILDING B - 2 WEST

2ND FLOOR

PATIENT BUILDING A

1ST FLOOR

MED EAST OBSERVATION UNIT
 D101-D111

PHASE II/ENDO MED-SURG OVERFLOW
 PH01-PH05
 EN01-EN04



AVENUE A
24TH STREET

EMERGENCY ENTRANCE

MAIN ENTRANCE

BUILDING B

PARKING LOTS E, F, G

Admitting/Registration
 Cashier
 Diagnostic Imaging
 Financial Counselors
 Lab
 Gift Shop / Snacks
 Medical Records
 Patient Visitation
 Pre-Admission Testing (PAT) - Lab Draw
 Sleep Lab
 Surgery - Pre-Op & Phase II Recovery

MAIN ENTRANCE

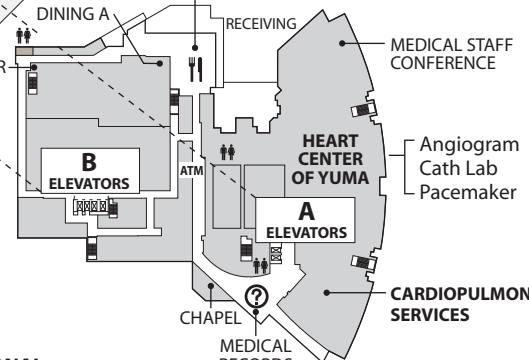
TO YUMA REGIONAL MEDICAL PLAZA
PARKING LOTS J, K

Physician Offices
 YRMC Outpatient Diagnostic Imaging Department
 YRMC Outpatient Surgery Department
 YRMC Wound Care Center
 Yuma Regional Plaza Laboratory

HEART CENTER ENTRANCE

(NEAR FLAGPOLE)
BUILDING A
PARKING LOT G

GROUND FLOOR CAFETERIA



EEG/EMG
 ECHO
 EKG
 NCV
 PFT/ABG
 Pre-Teach

CARDIOPULMONARY SERVICES

Medical Staff Conference
 Angiogram
 Cath Lab
 Pacemaker

AMBULANCE ENTRANCE ONLY

EMERGENCY ENTRANCE

MAIN ENTRANCE

BUILDING B

PARKING LOTS E, F, G

Admitting/Registration
 Cashier
 Diagnostic Imaging
 Financial Counselors
 Lab
 Gift Shop / Snacks
 Medical Records
 Patient Visitation
 Pre-Admission Testing (PAT) - Lab Draw
 Sleep Lab
 Surgery - Pre-Op & Phase II Recovery

MAIN ENTRANCE

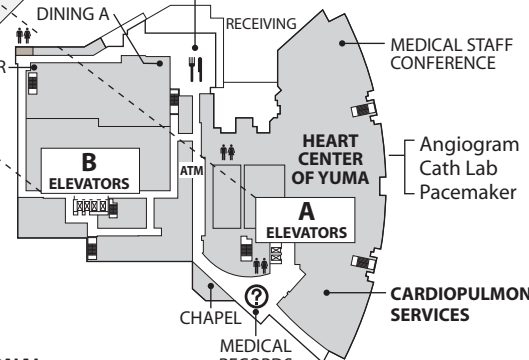
TO YUMA REGIONAL MEDICAL PLAZA
PARKING LOTS J, K

Physician Offices
 YRMC Outpatient Diagnostic Imaging Department
 YRMC Outpatient Surgery Department
 YRMC Wound Care Center
 Yuma Regional Plaza Laboratory

HEART CENTER ENTRANCE

(NEAR FLAGPOLE)
BUILDING A
PARKING LOT G

GROUND FLOOR CAFETERIA



EEG/EMG
 ECHO
 EKG
 NCV
 PFT/ABG
 Pre-Teach

CARDIOPULMONARY SERVICES

Medical Staff Conference
 Angiogram
 Cath Lab
 Pacemaker

AMBULANCE ENTRANCE ONLY